

ePortal BPSB – Container Enquiry Quick Guide

The container enquiry programs allow user to track the different statuses of the container through online.

There are 3 modules in the Container Enquiry program, which are

1. Container information tracking
2. Container movement tracking
3. Container gate in/out tracking

Note that user can only view the container which has the same operator code as the user's debtor account code.

1 Container Information Tracking via Container Number

This module allows the user to view the latest information of the container via the container number. To access this module, locate the Container Enquiry menu on the left.


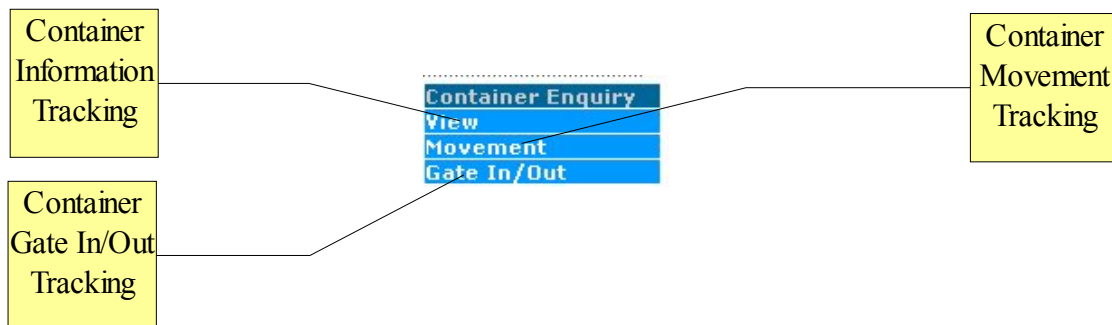


Illustration 1: Menu



1. Click on View to start the container information tracking module. The system allows the user to choose two enquiry type (illustration 2):

Container Enquiry

Please choose an enquiry type

Enquiry By Container Number	Enquiry By SCN
-----------------------------	----------------

Illustration 2: Choose Enquiry Type

- **Enquiry By Container Number** : Use this to enquire one container, and search using its container number.
- **Enquiry By SCN** : Use this to enquire containers belong to a voyage, and search using the SCN.

2. Choose **Enquiry By Container Number**. Illustration 3 shows up.

Container Enquiry

* Mandatory Field

Container Number	:	<input type="text"/> *
From History	:	<input type="radio"/> Yes <input checked="" type="radio"/> No
Shipment Status	:	Export ▾
SCN	:	<input type="text"/> ▾ <input type="text"/>
<input type="button" value="Submit"/> <input type="button" value="Cancel"/>		

Fill in the container number here

Illustration 3: Enquiry by Container Number

Criteria :

- **Container Number** : Fill in the container number.
- **From History** : Mark if this container has completed its delivery. If yes, choose **Yes**.
- **Shipment Status** : Indicate whether this container is **Import/Export/Storage**.
- **SCN** : The SCN that uses this container.

Click on Submit to view this container's information.

3. If container cannot be found based on the criterias supplied, the following screen (illustration 4) will be displayed. Check the criterias and search again.

Container cannot be found.

Container Enquiry

* Mandatory Field

Container Number : *

From History : Yes No

Shipment Status :

SCN :

Illustration 4: Container Cannot Be Found

4. If there is a container matching the criterias, then the container information will be shown on the screen (illustration 5).

View Container Enquiry

Container Number : CAXL [REDACTED]

Container Size/Type : L=40' , H=8'0" , W.8'0" / GENERAL PURPOSE- OPENING(S) AT ONE END OR BOTH SIDES.

Container Weight : 4.000

Weight Class : Light

Yard Address (R/B/T) : RPF-02-30-02

Over Height :

Over Width :

High Cube : No

Dwell Period :

Special Handling :

Movement Count :

Shipment Status : Import

Container Status : Full Container Load

DG Indicator : No

UN Code :

IMDG Class :

Temperature Setpoint :

Container Category : Normal Cargo

Illustration 5: Container Information

2 Container Information Tracking via Ship Call Number (SCN)

The user can also choose to retrieve the container information based on the Ship Call Number. In this mode, all the containers belonging to this SCN will be displayed, then the user can click on the available container number to view the information.

1. Click on View to start the container information tracking module. Choose **Enquiry By SCN** in illustration 2 to continue.

Container Enquiry List

* Mandatory Field

SCN : (Leave blank to search containers from all SCN)

Operator Code : T009

Shipment Status : All

Container Size : All

Container Status : All

In Yard Flag : All

Billed : All

From History : Yes No

Submit Cancel

Key in the SCN if it is not found in the SCN list

Illustration 6: Container Enquiry by SCN

2. The enquiry page (illustration 6) will show up. User can use the following criterias to search the container's in the SCN.

- SCN : Select or fill in the ship call number
- Operator Code : Shows the container operator code, which is defaulted to the company's operator code.
- Shipment Status : Choose to include all shipment status, or **Import/Export/Storage** only.
- Container Size : Choose to include all container size, or **20FT/40FT/45FT** only.
- Container Status : Choose to include all container status, or **Full/Less/Empty** only.
- In Yard Flag : Choose to include in or not in the yard containers, or both.
- Billed : Choose to include billed or not billed containers, or both.
- From History : Choose to include containers completed delivery, **Yes** to search only the containers completed delivery.

Enquiries can be performed by leaving the SCN field blank. All containers in the SCNs submitted by the user's company will be listed out. **This process can take quite some time to complete, based on the network performance.**

- A list of containers will be displayed. Click on the [Container Number](#) to view the details.

Container Enquiry List

Click on the Container Number to view details

	Container Number	Container Size	Container Type	Container Status	Shipment Status	Yard Address (R/B/T)
1	CA	40	00	FCL	Import	CFE-02-10-01
2	CA	40	00	FCL	Import	RPF-02-30-02
3	CL	40	00	FCL	Import	RPF-04-30-01
4	HL	40	00	FCL	Import	RPF-04-34-01
5	HL	40	00	FCL	Import	RPF-03-34-02
6	HL	40	00	FCL	Import	RPF-03-34-01
7	HL	40	00	FCL	Import	RPF-04-30-02
8	HL	40	00	FCL	Import	RPF-02-34-01

Page 1 of 1

Illustration 7: Containers List

- The container information screen will be displayed, similar to illustration 5.

View Container Enquiry

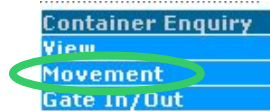
Container Number : CAXL [REDACTED]
Container Size/Type : L=40' , H=8'0" , W..8'0" / GENERAL PURPOSE- OPENING(S) AT ONE END OR BOTH SIDES.
Container Weight : 4.000
Weight Class : Light
Yard Address (R/B/T) : RPF-02-30-02
Over Height :
Over Width :
High Cube : No
Dwell Period :
Special Handling :
Movement Count :
Shipment Status : Import
Container Status : Full Container Load
DG Indicator : No
UN Code :
IMDG Class :
Temperature Setpoint :
Container Category : Normal Cargo

Illustration 8: Container Information

3 Container Movement Tracking

This module allows the user to view the container's movement in the port.

1. To access it, locate the Container Enquiry menu, and click Movement.



2. The enquiry screen (illustration 9) will show up. Besides container number, you can add a few more viewing criteria.

A screenshot of the 'Container Movement Enquiry' web form. The form has a title 'Container Movement Enquiry' and a sub-header '* Mandatory Field'. It contains several input fields: 'Container Number' (with a red asterisk and a callout box pointing to it), 'Operator Code' (with the value 'T009'), 'From Date' (with a calendar icon), and 'To Date' (with the value '24/12/2008' and a calendar icon). Below these are radio button options for 'Include Movement Type' with categories: DELV, DISC, LOAD, RECV, SHFT, STUF, and USTF, each with 'Yes' and 'No' options. At the bottom are 'Submit' and 'Cancel' buttons. A yellow callout box on the right contains the text 'Fill in the container number' with a line pointing to the 'Container Number' field.

Illustration 9: Container Movement Enquiry Screen

- *From Date* : Includes the movement that starts from or on this date.
- *To Date* : Includes the movement that ends before or on this date.
- *Movement Type* : Include the movement type that the user prefer to see.

Click on Submit to view the movement.

- If the container is valid and has movement information, it will be displayed (illustration 10).

Container Movement Enquiry For CA [REDACTED]

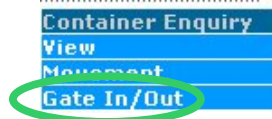
Movement Type	Ship Call Number	Vessel Name	Operator Code	Container Status	From Location	To Location	Start Move Date	End Move Date	Haulier Code	Vehicle Number	Remarks
SHFT	07 [REDACTED]	HARBOUR HORNBILL	T009	FCL	CFE-01-10-01	RPF-02-30-02	07/09/2007 17:43	07/09/2007 17:43			
STUF				FCL		CFE-01-10-01	06/09/2007 19:00	06/09/2007 19:00			STUF by [REDACTED]
SHFT	07 [REDACTED]	HARBOUR HORNBILL	T009	MT	IMQ-01-28-01	CFE-01-10-01	05/09/2007 16:22	05/09/2007 16:22			
DISC	07 [REDACTED]	HARBOUR HORNBILL	T009	MT		IMQ-01-28-01	01/09/2007 17:33	01/09/2007 18:42			
LOAD	07 [REDACTED]	ZHEN HUA 69	T004	FCL		EXC-06-14-02	10/05/2007 11:44	10/05/2007 11:44			
DISC	07 [REDACTED]	NAVASCO	T004	FCL		EXC-06-14-02	09/05/2007 10:43	09/05/2007 10:43			
LOAD	07 [REDACTED]	NAVASCO	T004	MT			26/03/2007 20:53	26/03/2007 20:53			

Illustration 10: Container Movement List

4 Container Gate In/Out Enquiry

The container gate in/out enquiry allows the user to check the containers that gate in/out of the port on a particular date.

- To access this module, go to Container Enquiry, and click Gate In/Out.




- The enquiry screen will show up (illustration 11). Fill in the gate in/out date in DD/MM/YYYY format, and click Submit to view the result.

Containers Gate In/Out Enquiry

* Mandatory Field

Operator Code * : T009

Operation Start Date * : 

Click here to select the date from a calendar

Illustration 11: Container Gate In/Out Enquiry Screen

- The containers list will be displayed (illustration 12).

Containers Gate In/Out On 24/02/2007

Movement Type	Import/Export/Storage	Container Number	Container Status	Container Size	Vehicle Number	Operator Code	Operation Start Date
DELV		JHSU2603860			QTE2649	T009	24/02/2007 10:29
RECV		JHSU2619656			QTC820	T009	24/02/2007 10:32
RECV	EXPORT	JHSU2635852	FCL	FCL	QTB7175	T009	24/02/2007 11:02
DELV		JHSU2653630			QTB7175	T009	24/02/2007 11:03
RECV	EXPORT	JHSU8004793	FCL	FCL	QMH3842	T009	24/02/2007 11:20
RECV	EXPORT	JHSU2600033	FCL	FCL	QTE2825	T009	24/02/2007 12:20
RECV	EXPORT	JHSU2603860	FCL	FCL	QTE2649	T009	24/02/2007 12:29

Illustration 12: Container Gate In/Out List

~ END ~